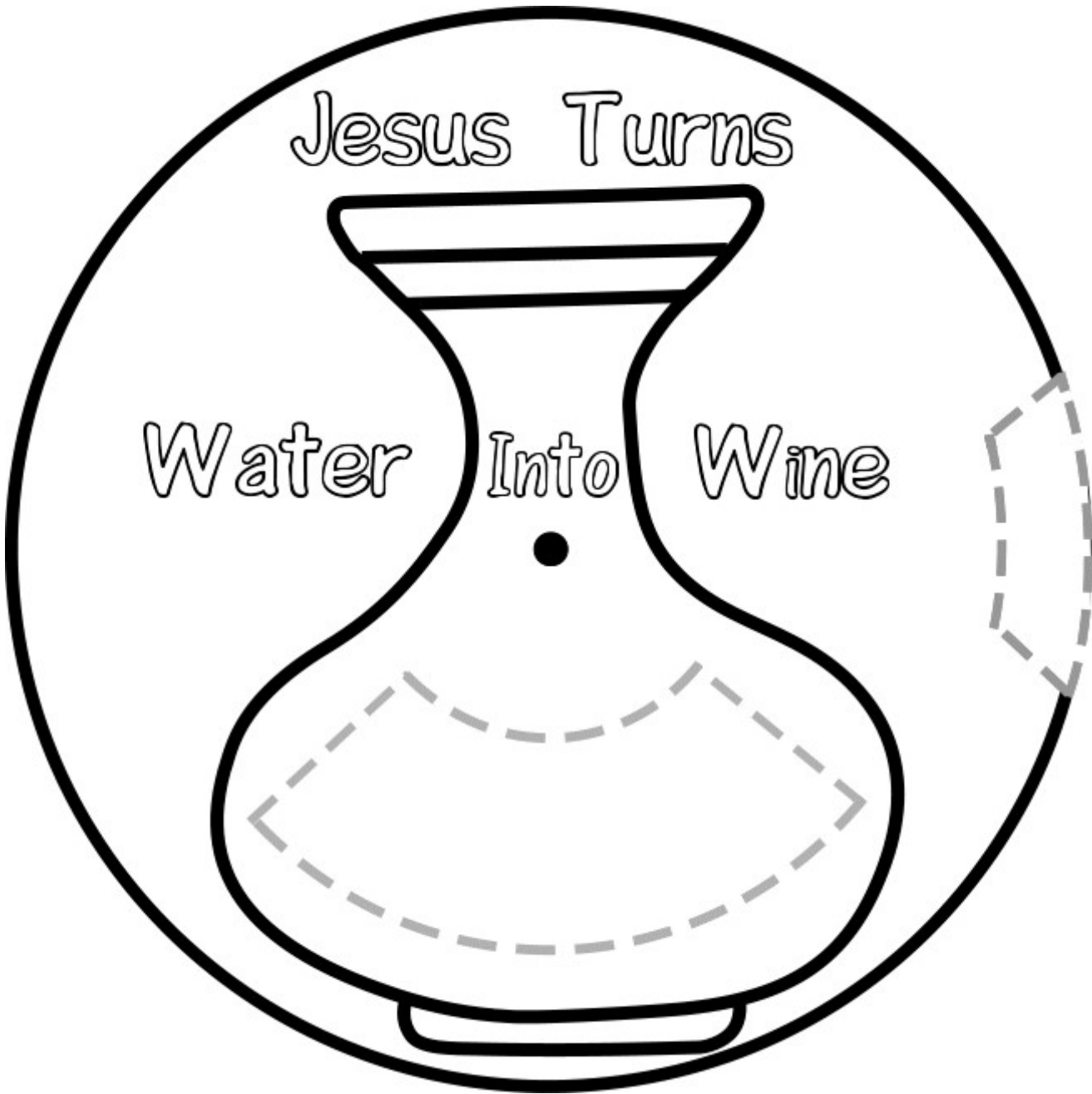
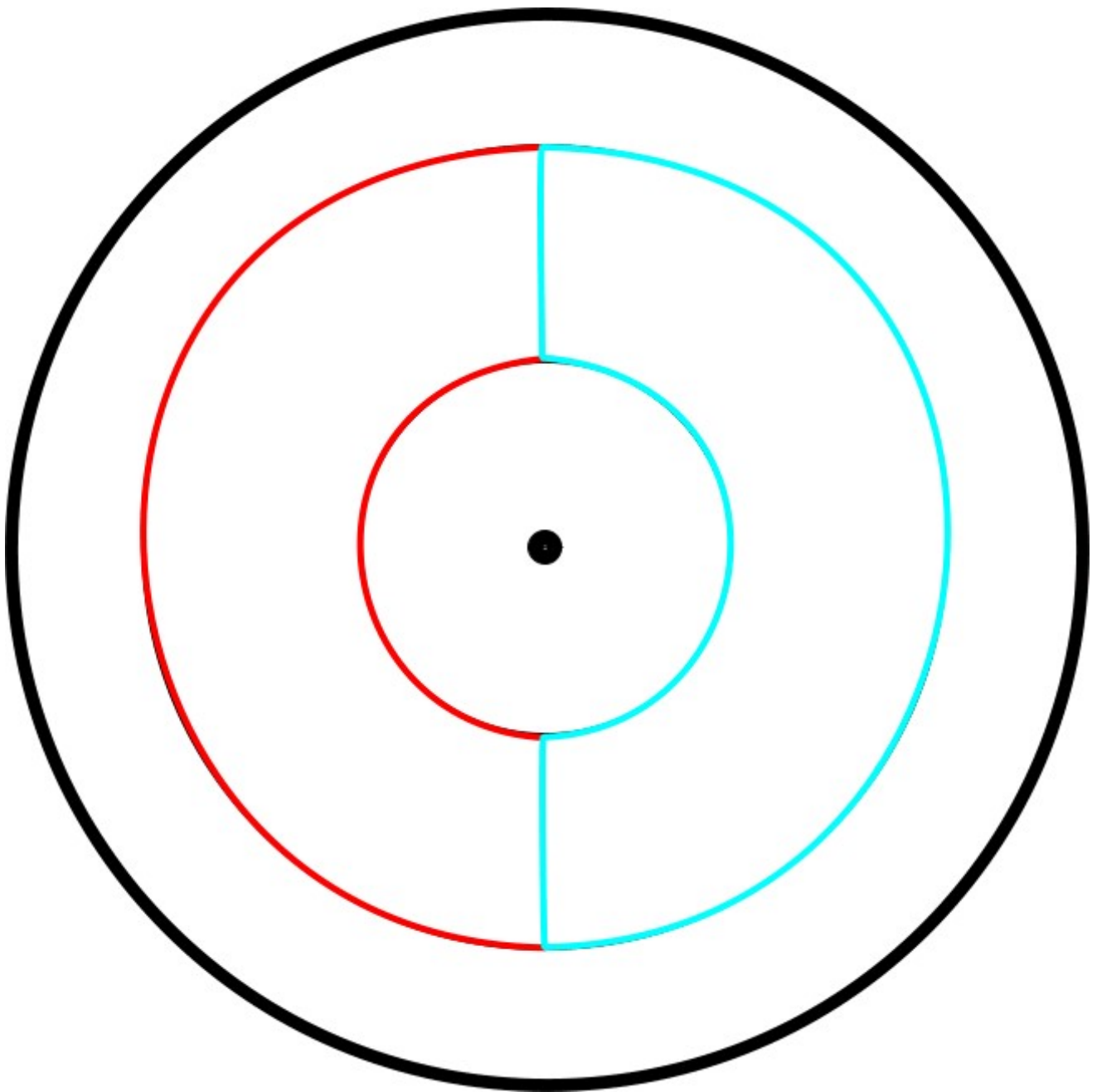


# Jesus Turns Water into Wine





# JESUS TURNS WATER INTO WINE ☆

*Jesus performs His first miracle by turning water into wine!*

**TOPICS:**

Believing, Jesus, Miracles


**MATERIALS:**

Coloring page [PDF] [Click here](#)

Crayons or colored markers

**DURATION:**

Approximately 10 minutes



© Kids Sunday School Place, Inc. All Rights Reserved.

## THE MIRACLES OF JESUS

### LESSON 1: JESUS' FIRST MIRACLE ☆

Lessons in this series: [1](#) [2](#) [3](#) [4](#) [5](#) [6](#) [7](#) [8](#) [9](#) [Overview](#)

*In today's lesson, children learn about the first miracle performed by Jesus. They also learn that the reason Jesus performed miracles was to help people understand that He is the Son of God.*

#### TOPICS

Believing, Jesus, Miracles

#### AS KIDS ARRIVE (10 MINUTES)

**Jesus Turns Water into Wine (Coloring Page)** [Click here](#)

#### WORSHIP TIME (5 MINUTES)

Further info? [Click here](#)

#### BIBLE VERSE (5 MINUTES)

**"You are the God who performs miracles; you display your power among the peoples." Psalm 77:14 NIV**

Explain to the children that Jesus performed miracles to help people understand that He is the Son of God.

#### BIBLE STORY (15 MINUTES)

Gather the children around you in preparation for story time. After the introduction, read the story about Jesus turning water into wine right from the Bible. If possible, use a Children's Bible so it will be easier for the kids to understand.

#### Introduction:

In our Bible story today, we read about the very first miracle Jesus performed. The miracle occurs while Jesus is attending the wedding, with His mother and some of His disciples. Through this miracle, Jesus begins to show His followers that He is the Son of God.

#### Read John 2:1-11 (Jesus Changes Water into Wine)

#### Discussion Questions:

1. Where was Jesus in story today? (*A wedding*)
2. Who asked Jesus to help when the wine was gone? (*Jesus' mother*)
3. What did Jesus ask the servants to do? (*Fill the stone jars with water*)
4. How did Jesus change the water? (*He turned it into wine*)
5. How many miracles had Jesus done before this? (*None, this was the first miracle He did*)
6. What did Jesus' disciples do when they saw the miracle? (*They put their faith in Jesus*)

#### FUN TIME (10 MINUTES)

**Water into Wine (Craft)** [Click here](#)

#### PRAYER/SNACK (10 MINUTES)

Further info? [Click here](#)

Thank God for caring about all our needs, even our small requests. Using one of the plastic pitchers from today's game let the children help you make some berry flavored drink mix. Children can then enjoy a snack of popcorn and a refreshing drink.

#### CLOSING ACTIVITY (5-10 MINUTES)

**Water into Wine Relay Race (Game)** [Click here](#)

#### NEXT WEEK

Come back next week to discover more of the many miracles of Jesus.

#### TAKE HOME PAGE

Give one copy to each child at the end of the class to take home [PDF]. [Click here](#)

© Kids Sunday School Place, Inc. All Rights Reserved.

## WATER INTO WINE ☆

***This craft helps children remember Jesus' first miracle, when He turned water into wine.***

*by Renee Covell*

### TOPICS:

Believing, Following Jesus, Miracles, Provision

### MATERIALS:

Medium card stock

Water into wine templates for each child [PDF] [Click here](#)

Brass brads, Nail

Colored pencils or crayons



[Click here for larger example](#)

### DURATION:

Approximately 10 minutes

### PREPARATION:

Before class, print a set of templates on medium card stock for each child in class. Cut out each circle on the outer black line. Next cut out the space indicated by dashed gray lines on template one. Place template one over template two and use the nail to punch a hole through the center of both templates.

### WHAT YOU WILL DO:

During class, the children will color both circles. On template two, the children should just color the area outlined in red a wine color and the area outlined in blue the color of water. As each child finishes coloring his or her circles, have the child place template one on top of template two and then push a brass brad through the holes in the center of both circles with the help of an adult.

As the children work on the craft talk about the Bible story found in John 2:1-11 (Jesus Changes Water into Wine.)

### Discussion Questions:

1. What would it have been like to be at a wedding or party with Jesus?
2. What would you do if you saw Jesus turn water into wine?

© Kids Sunday School Place, Inc. All Rights Reserved.