

GO THROUGH JESUS MAZE ☆

Children must go through Jesus to complete this maze. There is no other way.

TOPICS:


Heaven, Jesus

MATERIALS:

Copy of maze for each child [PDF] [Click here](#) [Solution](#)
(Optional) Easier version of maze [PDF] [Click here](#)
Pencils or crayons

DURATION:

Approximately 5 minutes



WHAT YOU WILL DO:

Give each child a pencil or a crayon and a copy of the maze. Explain to the children that the only way to get to Heaven is to go through Jesus. Have them start at the bottom of the maze where it says, "ME" and work their way up to where it says, "HEAVEN." To get there, they will need to pass through Jesus. There is no other way.

Ask the children to raise their hands as soon as they complete the maze.

Discussion Questions:

1. Was it easy to find your way to Heaven? (*Yes.*)
2. Was it possible to get to Heaven without going through Jesus? (*No.*)
3. What does "Jesus is the Way" mean to you? (*Allow for discussion*)

© Kids Sunday School Place, Inc. All Rights Reserved.

WHO IS JESUS?

LESSON 5: JESUS IS THE WAY ☆

Lessons in this series: [1](#) [2](#) [3](#) [4](#) [5](#) [Overview](#)

This lesson will help the children understand that Jesus is the only way to our Father in Heaven. It is through Jesus alone that we can have Salvation and Eternal Life.

by Kristy Thornton

TOPICS

Faith, Jesus, Heaven, Knowing Jesus, Salvation

AS KIDS ARRIVE (10 MINUTES)

Go Through Jesus Maze (Activity) [Click here](#)

WORSHIP TIME (5 MINUTES)

Further info? [Click here](#)

BIBLE VERSE (5 MINUTES)

Jesus answered, "I am the way and the truth and the life. No one comes to the Father except through me."

John 14:6 NIV

Put the key words of this verse into actions:

Way: Arms straight out in front of you like making a path.

Truth: Arms straight above your head.

Life: Arms stretched straight out to show how Jesus stretched out His arms while on the cross to give us life.

Have the kids repeat, "I am the way and the truth and the life," three times in a row while doing the actions. Then, end with, "No one comes to the Father except through me. John 14:6." Repeat as desired.

BIBLE STORY (15 MINUTES)

Gather the children around you in preparation for story time. After the introduction, read the story right from the Bible. If possible, use a Children's Bible so it will be easier for the kids to understand.

Introduction:

In our story today, Jesus is talking with His disciples. He had been with them for many months, teaching about Heaven and Eternal Life. However, the time is near for Jesus to be arrested and ultimately hung on a cross to die. Jesus tells them, "My children, I will only be with you a little longer." His disciples are troubled. They don't want Jesus to go away. To comfort them, Jesus tells them something very important about who He is and the way to get to Heaven.

Read John 14:2-6 Jesus is the Way to the Father

Discussion Questions:

1. Why were the disciples so troubled and sad? (*Jesus said He was going away and they didn't want Him to go.*)
2. Where did Jesus say He was going? (*To His Father's house to prepare a place for us.*)
3. Does Jesus say that some day we will be with Him where He is going? (*Yes.*)
4. After Jesus said, "You know the way to the place I am going," how did Thomas respond? (*He asked, "How can we know the way?"*)
5. How can you get somewhere if you don't know the way? (*Allow for discussion.*)
6. What else does Jesus say He is? (*The Truth and the Life.*)
7. Is Jesus the only way to the Father? (*Yes. No one comes to the Father except through Him.*)
8. Jesus says that He is the Way. What does this mean? (*Jesus is the only Savior. He saves us from our sins so we can be with the Father in Heaven. We do this by letting Jesus into our heart and by trusting in Him alone to show us the way to Heaven.*)

(Optional)

We can invite Jesus into our hearts right now and let Him lead us to Heaven. Stand up if you want to do this and we can say a short little prayer together. (*Allow children to stand.*)

"Jesus, I am sorry for my sins. I believe You are the Son of God and my only savior. I believe You died on the cross to forgive all of my sins. I believe You rose on the third day and are now You are in Heaven preparing a place for me. I believe You are the Way, the Truth, and the Life. Lead me to the Father. Amen."

FUN TIME (15 MINUTES)

The Way to the Father (Craft) [Click here](#)

PRAYER/SNACK (10 MINUTES)

Further info? [Click here](#)

Jesus at the Door (Craft) [Click here](#)

After creating the food craft, pray and thank God for His wonderful Son. Also, thank Jesus for being the Way, the Truth, and the Life. Then enjoy the craft snacks created by the children, or eat the leftovers and allow the kids to take their food crafts home.

CLOSING ACTIVITY (5-10 MINUTES)

Jesus is... (Activity) [Click here](#)

ALTERNATE CLOSING ACTIVITY (5-10 MINUTES)**Now I Know (Activity)**

If you used the bulletin board idea for this lesson series, "Jesus Is..." then here is an alternate closing activity to show parents what the children learned during class. Write all the children's names on an index card. If you have time, let the children color their cards or decorate them with stickers, glitter, etc. As the parents arrive to pick up their children, call up the students and have them bring their card to you.

Bend down to the child's level and ask him or her to repeat some of the words that describe Jesus discussed in the past few lessons. Provide help as needed. The words are, God's Son, God, Lord, Love, the Way, Truth, and Life. (Alternatively, you can have them repeat today's memory verse.) Then, tape the child's card onto the bulletin board signifying their name written in Heaven.

NEXT WEEK

Today we learned that Jesus is the Way. Isn't it great to know the Way? Come back next week to see what other exciting things God is going to teach us.

TAKE HOME PAGE

Give one copy to each child at the end of the class to take home [PDF]. [Click here](#)

© Kids Sunday School Place, Inc. All Rights Reserved.

JESUS IS... ☆

With this activity, children select five pictures that describe who Jesus is.

by Kristy Thornton

TOPICS:

Knowing Jesus, Jesus

MATERIALS:

Activity sheet for each child [PDF] [Click here](#)

Glue sticks

Scissors

DURATION:

Approximately 15 minutes



[Click here for larger image](#)

PREPARATION:

Before class, print one copy of the activity sheet for each child. Cut the strip of pictures from the activity sheet along the solid vertical line. Then, cut out each picture to use as a sticker. As an option, you can have the children cut out each picture during class. You will give the right hand portion of the activity sheet to the children.

WHAT YOU WILL DO:

Give each child one set of seven stickers, and one copy of Jesus in the middle of a cross. Explain to the children that they must select five of the seven stickers that describe who Jesus is. After selecting each sticker, have them paste it into one of the squares that make up the cross.

The order is not important, however if you are using the lesson series, "Who Is Jesus?" the correct order is shown in the above example. You can also review the subject of each lesson in order and have the children select the correct picture that goes with each lesson.

Baby Jesus: *Jesus is the Son of God*

Jesus walking on water: *Jesus is God*

Crown - *Jesus is Lord*

Hearts - *Jesus is Love*

Open door - *Jesus is the Way*

The swing set and television do not describe who Jesus is.

WHAT YOU WILL SAY:

From this activity, we can see that Jesus is the Son of God and He is God. Jesus is also our Lord. He is Love, and He is the Way. However, Jesus is something else too. The cross means that Jesus is our Savior. He died on the cross so we could have eternal life with Him in Heaven. You can keep this to help you remember all that Jesus is.

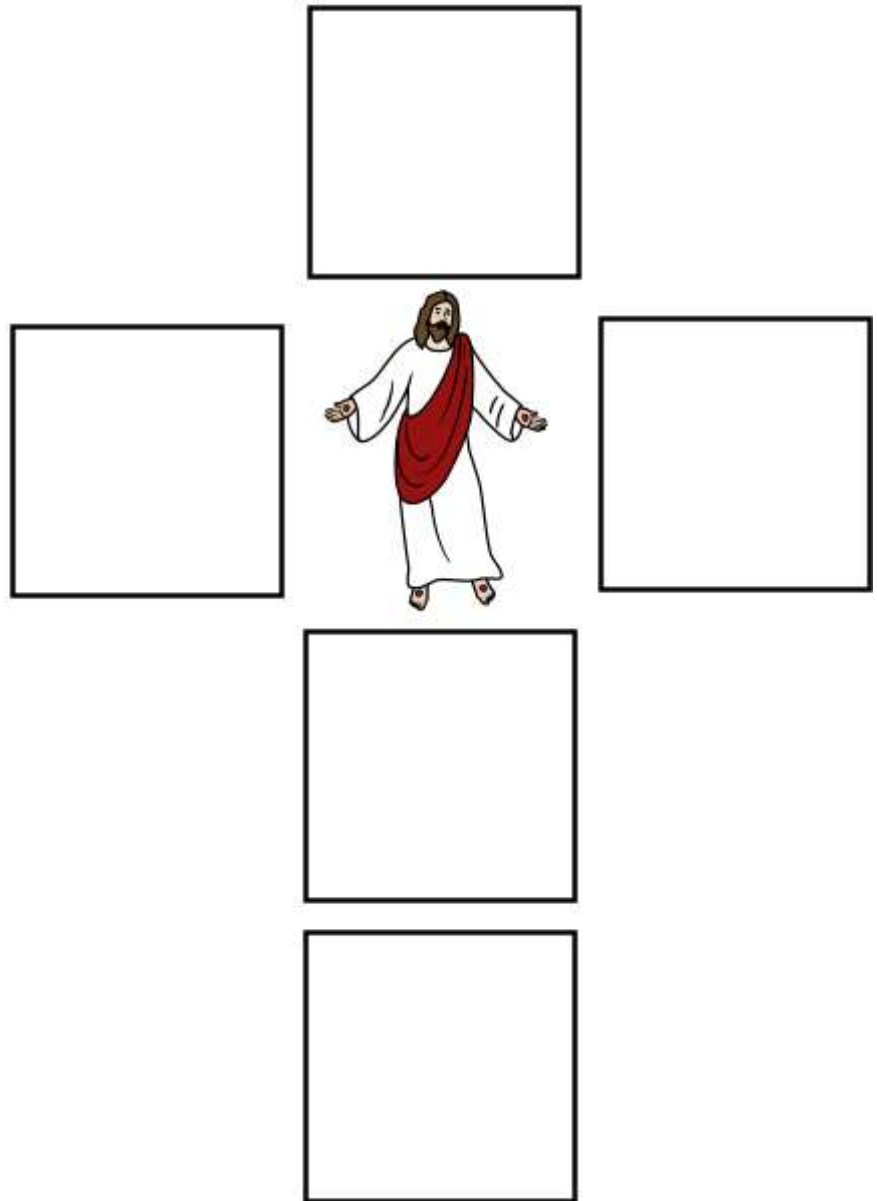
© Kids Sunday School Place, Inc. All Rights Reserved.



Cut out each picture

Cut here

JESUS IS...



JESUS AT THE DOOR ☆

A simple food craft for young children to show how Jesus is at the door and ready to let us come in.

by Kristy Thornton

TOPICS:

Jesus, Salvation

MATERIALS:

Graham crackers
White frosting
Pretzel sticks
Cheerios and raisins
Plastic knives, napkins

DURATION:

Approximately 10 minutes



[Click here for larger example](#)

WHAT YOU WILL DO:

Explain to the children that they are going to make a snack of Jesus at the door because His door is the only one we can open to get to Heaven.

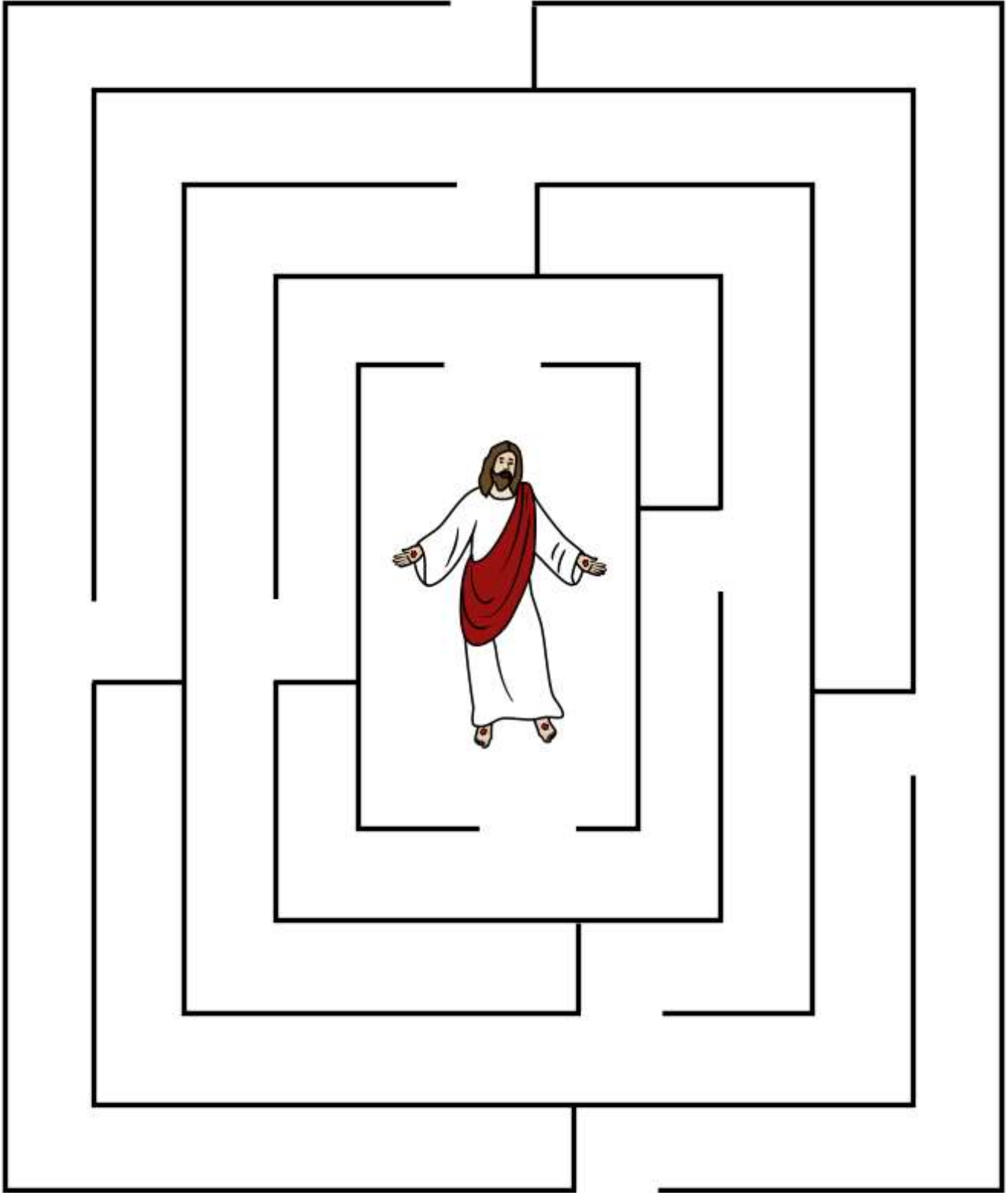
Give each child one graham cracker, five pretzel sticks, one Cheerio, and one raisin. Have the children spread frosting on their graham cracker, then make a stick figure from the pretzels and Cheerio as shown in the above example. Use the raisin for a doorknob.

WHAT YOU WILL SAY:

Jesus is at the door, waiting for us to come in. He is the only way to Heaven. All we need to do is open the door and follow Jesus. This tasty craft will help us remember to do that.

© Kids Sunday School Place, Inc. All Rights Reserved.

HEAVEN



ME