

TITHES AND OFFERINGS

LESSON 3: A CHEERFUL GIVER ☆

Lessons in this series: [1](#) [2](#) [3](#) [Overview](#)

This lesson teaches children that God cares more about the heart of the giver than the gift itself.

by Kristy Thornton

TOPICS

Body of Christ, Giving, Offering, Sharing, Stewardship, Tithing

AS KIDS ARRIVE (10 MINUTES)

Draw Your Expression (Activity) [Click here](#)

WORSHIP TIME (5 MINUTES)

Further info? [Click here](#)

BIBLE VERSE (12 MINUTES)

"Each of you should give what you have decided in your heart to give, not reluctantly or under compulsion, for God loves a cheerful giver." 2 Corinthians 9:7 NIV

Read the Bible verse aloud a few times with body movements. Allow the children to join in when they are ready.

Each of you – Point to others in the classroom.

Should give – Put hands out like you are giving someone a gift.

What you have decided in your heart to give – Point to your heart.

Not reluctantly or under compulsion – Shake your head and finger no.

For God loves a cheerful giver – Take your two index fingers and outline in the air a big smile over your face..

BIBLE STORY (15 MINUTES)

Gather the children around you in preparation for story time. After the introduction, read the story right from the Bible. If possible, use a children's Bible so it will be easier for the kids to understand.

Introduction:

Today our lesson is about how God loves a cheerful giver. We are going to read passages from God's Word that will tell us how God feels and reacts to those who give with grateful hearts.

Read 2 Corinthians 9:6-10

Discussion Questions:

1. Who decides what you should give? (*Scripture says that you get to decide in your own heart what to give. No one else tells you what to give. God wants you to be happy with what you are giving.*)
2. The Bible says, "Each of you should give what you have decided in your heart to give," one might feel that he or she should give 10 pennies, yet the person next to him or her might believe he or she should donate 100 pennies. Which person is doing what God asked? (*Both are doing what God asked because they both decided in their heart what to give.*)
3. What kind of giver does God love? (*God loves a cheerful giver—one who gives with a happy heart and not a mad, mean, or selfish heart.*)
4. What will God give you in return for being a cheerful giver? (*Verse 8: God is able to bless you abundantly, so that in all things at all times, having all that you need, you will abound in every good work. This is saying that God will give you what you need during all circumstances. Understand that it is not what you want but what you need. God knows what we need.*)
5. Who do you think supplies the seed and bread for the sower? (*God.*)
6. Who is the sower in this situation? (*We are.*)

FUN TIME (15 MINUTES)

Say Cheese (Craft) [Click here](#)

ALTERNATE FUN TIME (15 MINUTES)

Heart of the Matter (Activity) [Click here](#)

PRAYER/SNACK (10 MINUTES)

Further info? [Click here](#)

Before having a snack, start by thanking God for all of His good gifts as well as His indescribable Gift: Jesus. Pass out the snacks making it known that you are cheerfully giving them a snack.

CLOSING ACTIVITY (10 MINUTES)

Giving Sticker (Activity) [Click here](#)

NEXT WEEK

Select another lesson from Kids Sunday School Place.

TAKE HOME PAGE

Give one copy to each child at the end of the class to take home [PDF] [Click here](#)

© Kids Sunday School Place, Inc. All Rights Reserved.

DRAW YOUR EXPRESSION ☆

Children will have fun recognizing their facial expressions as both givers and receivers.

by Kristy Thornton

TOPICS:

Giving, Offering, Sharing, Stewardship

MATERIALS:

Paper plates, markers

DURATION:

Approximately 10 minutes



WHAT YOU WILL DO:

You will ask children three series of questions and have them draw facial expressions on the fronts and backs of paper plates.

WHAT YOU WILL SAY:

Discussion Questions:

1. Who loves to receive gifts? *(Allow for discussion.)*
2. When is a time that you get gifts? *(Birthdays, Christmas, Valentine's Day, etc.)*
3. What does your face look like when you get that gift? *(Happy, joyful, thankful.)*

Let's take our paper plates and draw that facial expression on our plates. *(Allow time for children to draw a face.)*

Discussion Questions:

1. Who loves to give gifts? *(Allow for discussion.)*
2. When do you give gifts to others? *(Birthday, Christmas, Valentine's Day, Mother's Day, Father's Day, etc.)*
3. What does your face look like when you give someone a gift? *(Happy, joyful.)*

Let's turn our plates over and draw what our facial expressions look like when we give someone a gift. *(Allow time for children to draw.)*

Notice as you turn your plate back and forth that your facial expressions are full of joy and happiness. It is fun to both give and receive gifts.

Discussion Questions:

1. What do you think God's facial expression looks like when we receive the gifts He has for us? *(Allow for discussion.)*
2. What type of facial expression do you think God has when we give Him a gift from our hearts? *(Allow for discussion.)*

© Kids Sunday School Place, Inc. All Rights Reserved.

SAY CHEESE! ☆

Children enjoy creating a camera that helps them understand what it means to be a cheerful giver.

by Kristy Thornton

TOPICS:


Sharing, Giving, Stewardship

MATERIALS:

Activity page [PDF] [Click here](#)
Scissors, markers, medium cardstock

DURATION:

Approximately 20 minutes



[Click here for examples](#)

PREPARATION:

Before class, cut out the cameras and photo strips after printing them on medium cardstock. Leave the ends on the photo strips so the children have tabs to pull the photo strips through the cameras. Make vertical slits on the dotted lines of each camera.


WHAT YOU WILL DO:


God loves a cheerful giver. We should not give to others out of selfish ambition, but rather with joyful hearts knowing that we are sharing God's Love with others around the world. Read 2 Corinthians 9:7 to the class from your Bible.

Each of you will get a paper camera and filmstrip to color. We will start by coloring the camera. Please write your name on the back of the camera. When you are done coloring your camera, you will get a filmstrip. There are three boxes on the filmstrip, which will allow you space to draw three different pictures. You may want to draw a cheerful giver in the first square, a picture of a gift in the second, and a thankful recipient in the third. Once you have finished coloring your filmstrip, I will help you weave it through the camera.

© Kids Sunday School Place, Inc. All Rights Reserved.

Cut out along the black edges. Cut slits at dotted lines





HEART OF THE MATTER ☆

The children will understand that there are many benefits when giving with a cheerful heart.

by Kristy Thornton

TOPICS:

Body of Christ, Giving, Offering, Tithing

MATERIALS:

Charity sign [PDF] [Click here](#)
 Whiteboard, marker
 Clear jar, tape, scissors
 Many coins
 Adult volunteer(s)



DURATION:

Approximately 15 minutes

PREPARATION:

Before class, arrange for an adult volunteer, or two, to help you in class. Print the charity sign and tape it to the jar. Write Deuteronomy 15:10 on the board.

WHAT YOU WILL SAY:

God blesses us in many ways, but one of the most satisfying blessings God gives, is to allow us to help Him build His Kingdom here on earth. I am going to read a passage from God's Word that also demonstrates how God wants us to give and the blessings that come from it.

Read Deuteronomy 15:10 from the board

(As you read the verse, draw a big heart with a smile over the words "Give generously" and draw a heart with a grumpy face above the words "grudging heart." Discuss how God wants us to give happily and generously not give with a sad, mean, or bitter heart.)

Perform the mini skit below.

Mini Skit

Have an adult volunteer stand behind the jar acting like a volunteer of the charity organization. Have the volunteer say, "God bless you and thank you for giving," after each donor has completed giving.

- Select a child to give twenty coins, one coin at a time, to the empty jar. Have the class count aloud together as each coin enters the jar.
- The teacher or another adult volunteer will then give five coins begrudgingly. *(This donor should show expressions of being mad, bitter, or sad as he or she places each coin into the jar.)* He or she will pull out another large handful of coins, but then shove the coins back into his or her pocket because he or she is not happy about giving. While frowning, he or she stomps off.

(Discuss with the class everything that took place, connecting the actions to Deuteronomy 15:10.)

We should give with cheerful hearts, not with mad, sad, or bitter hearts. The Lord, our God, will bless us when we give generously. 2 Corinthians 9:6 states, "Whoever sows sparingly will also reap sparingly, and whoever sows generously will also reap generously."

Discussion Questions:

1. In our mini skit, who gave generously and with a cheerful heart? *(The child gave generously.)*
2. Which person gave sparingly, giving just a few coins? *(The adult was not happy to give and gave only a little.)*
3. To whom do we have opportunities to give? *(Our families, Church, charities, homeless, friends, etc.)*
4. How does our giving bless others? *(Allow for responses.)*

© Kids Sunday School Place, Inc. All Rights Reserved.